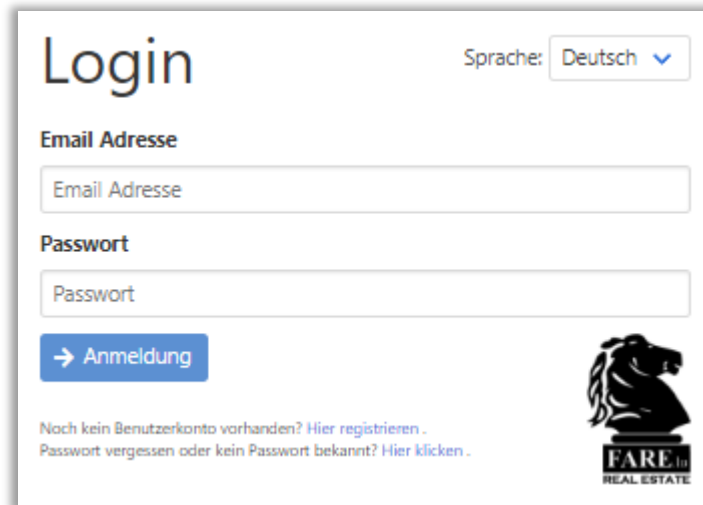


# EventClearing Inside

Darstellungen für Teilnehmende  
als Hilfe zur Benutzung von «app.eventclearing.lu»

Explanation for riders  
to use «app.eventclearing.lu» ahead of an event



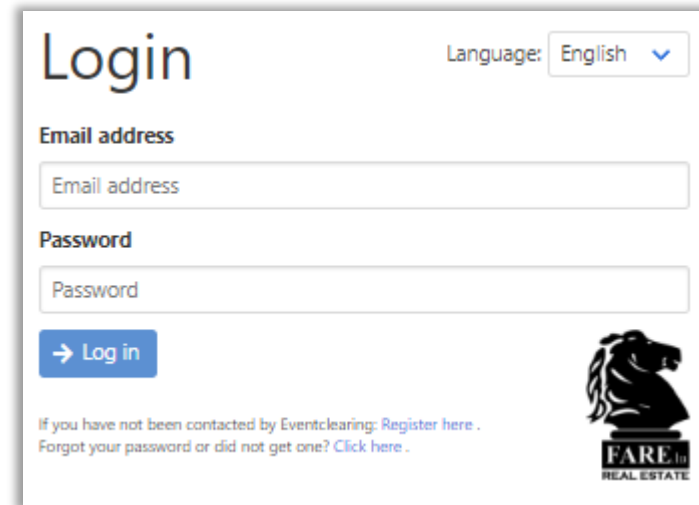

Login Sprache: Deutsch ▾

Email Adresse

Passwort

[→ Anmeldung](#)

Noch kein Benutzerkonto vorhanden? [Hier registrieren](#) .  
Passwort vergessen oder kein Passwort bekannt? [Hier klicken](#) .




Login Language: English ▾

Email address

Password

[→ Log in](#)

If you have not been contacted by Eventclearing: [Register here](#) .  
Forgot your password or did not get one? [Click here](#) .



# Neukunden / new clients

Passwort vergessen oder kein Passwort bekannt? [Hier klicken](#) .



Passwort vergessen oder kein Passwort bekannt?

Bitte eine Email Adresse für den Passwort Reset vergeben.

**Email**

→ Abschicken

Forgot your password or did not get one? [Click here](#) .



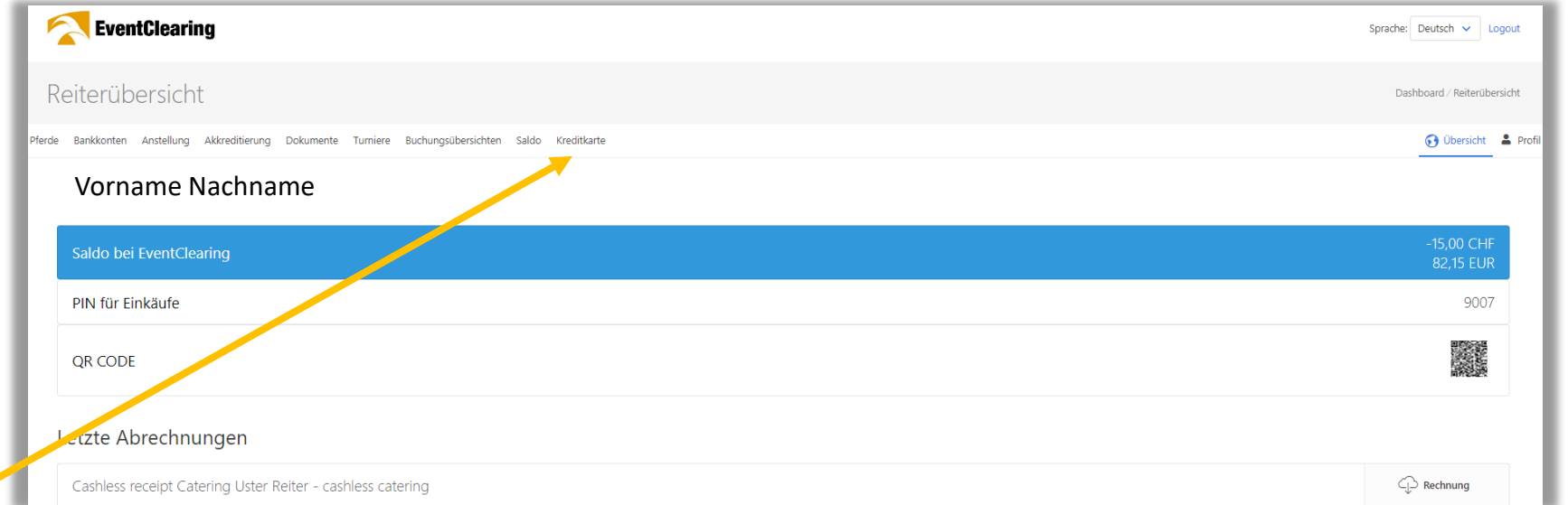
Forgot your password or did not get one?

Enter your email address to reset your password.

**Email**

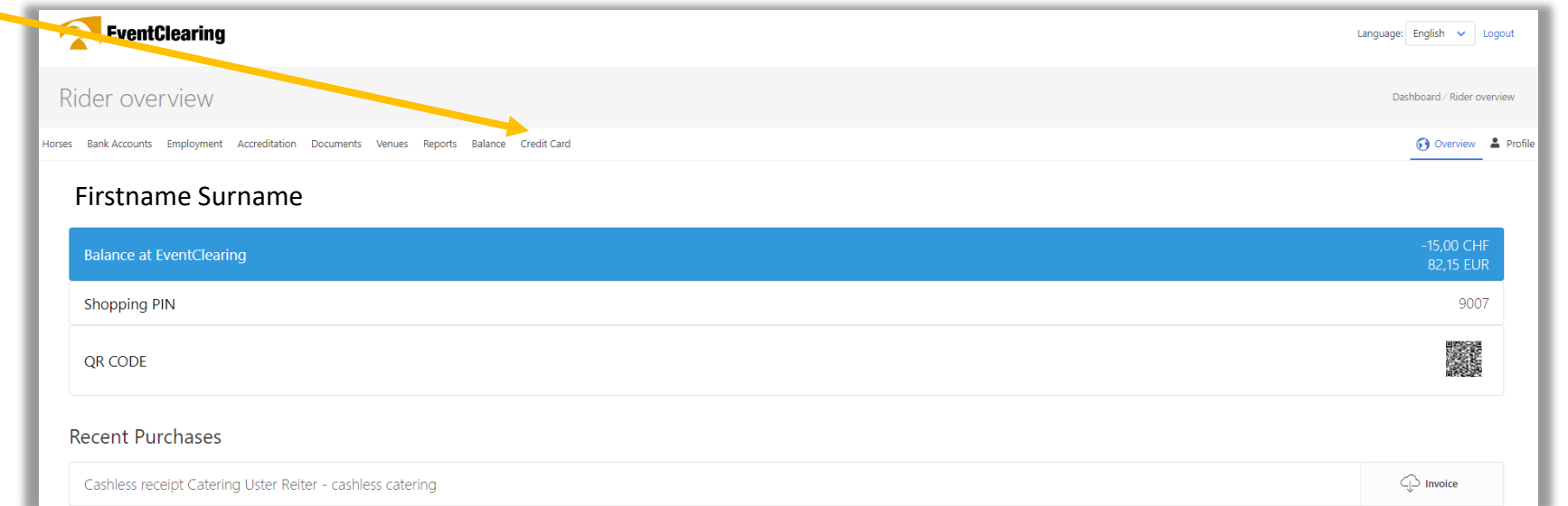
→ Submit

# Startseite



The screenshot shows the German version of the EventClearing user interface. At the top right, there is a language dropdown set to 'Deutsch' and a 'Logout' link. The main header is 'Reiterübersicht' with a breadcrumb 'Dashboard / Reiterübersicht'. A navigation menu includes 'Pferde', 'Bankkonten', 'Anstellung', 'Akkreditierung', 'Dokumente', 'Turniere', 'Buchungsübersichten', 'Saldo', and 'Kreditkarte'. The user's name 'Vorname Nachname' is displayed. A blue bar shows the balance: 'Saldo bei EventClearing' with values '-15,00 CHF' and '82,15 EUR'. Below this, the 'PIN für Einkäufe' is '9007' and a QR code is visible. The 'Letzte Abrechnungen' section shows a receipt for 'Cashless receipt Catering Uster Reiter - cashless catering' with a 'Rechnung' button.

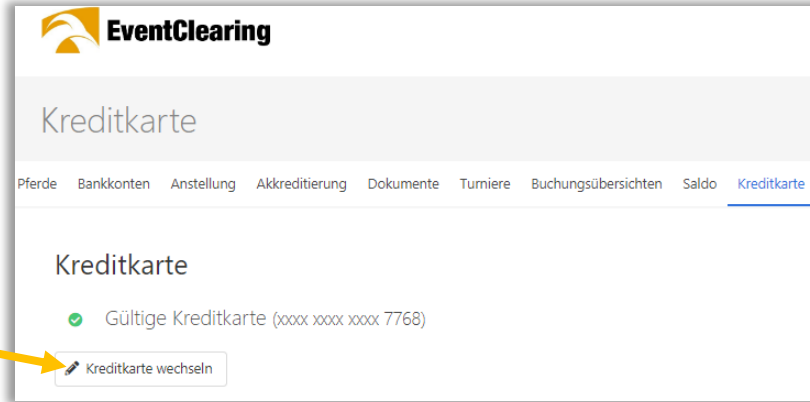
Hier anklicken  
Click here



The screenshot shows the English version of the EventClearing user interface. At the top right, there is a language dropdown set to 'English' and a 'Logout' link. The main header is 'Rider overview' with a breadcrumb 'Dashboard / Rider overview'. A navigation menu includes 'Horses', 'Bank Accounts', 'Employment', 'Accreditation', 'Documents', 'Venues', 'Reports', 'Balance', and 'Credit Card'. The user's name 'Firstname Surname' is displayed. A blue bar shows the balance: 'Balance at EventClearing' with values '-15,00 CHF' and '82,15 EUR'. Below this, the 'Shopping PIN' is '9007' and a QR code is visible. The 'Recent Purchases' section shows a receipt for 'Cashless receipt Catering Uster Reiter - cashless catering' with an 'Invoice' button.

# First page

# Neue Kreditkarte



EventClearing

## Kreditkarte

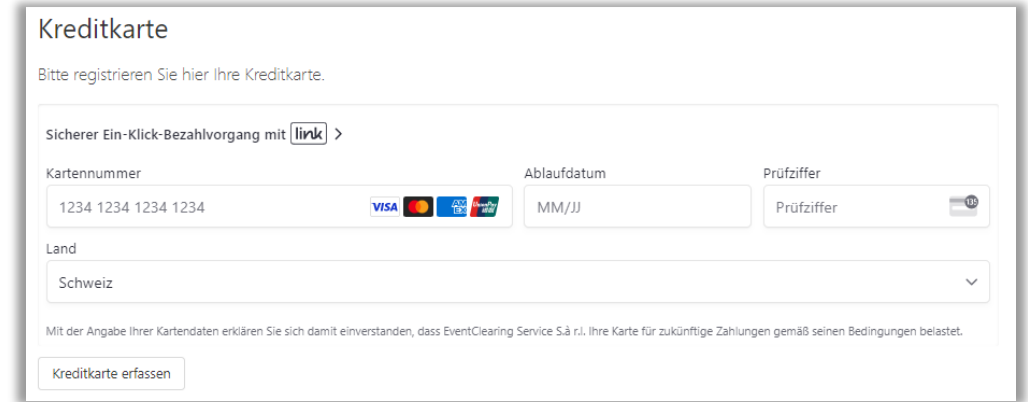
Pferde Bankkonten Anstellung Akkreditierung Dokumente Turniere Buchungsübersichten Saldo Kreditkarte

Kreditkarte

✓ Gültige Kreditkarte (xxxx xxxx xxxx 7768)

[Kreditkarte wechseln](#)



Hier anklicken  
Click here



## Kreditkarte

Bitte registrieren Sie hier Ihre Kreditkarte.

Sicherer Ein-Klick-Bezahlvorgang mit [link](#) >

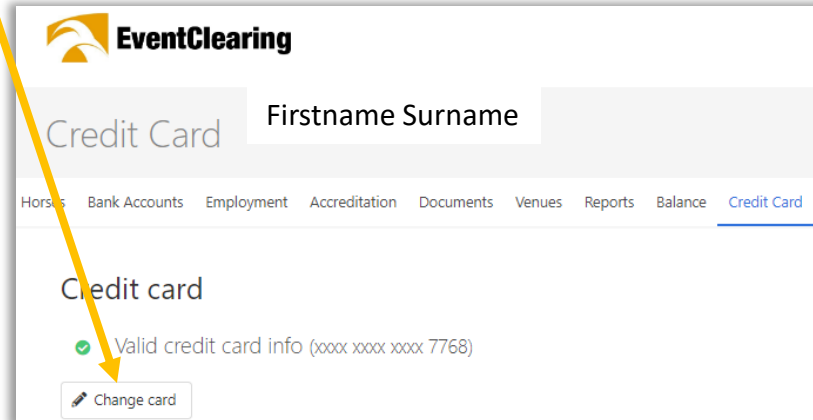
Kartenummer   Ablaufdatum  Prüfziffer  

Land

Mit der Angabe Ihrer Kartendaten erklären Sie sich damit einverstanden, dass EventClearing Service Sà r.l. Ihre Karte für zukünftige Zahlungen gemäß seinen Bedingungen belastet.

[Kreditkarte erfassen](#)

# Add credit card



EventClearing

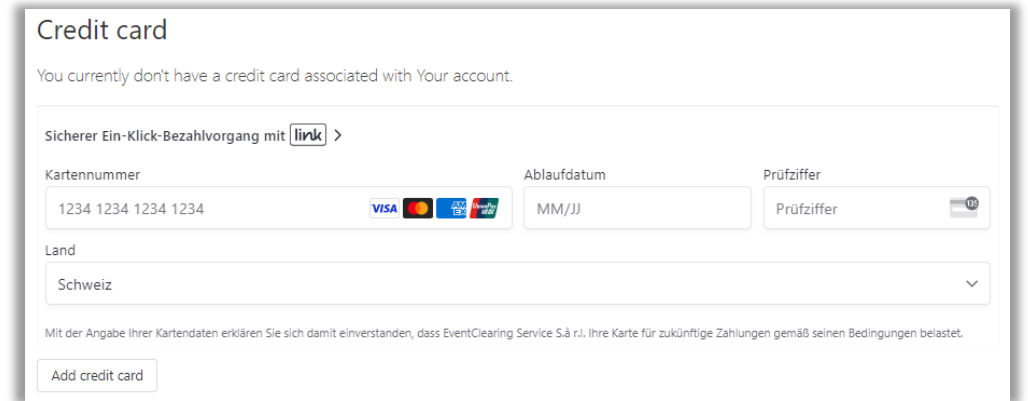
## Credit Card

Horseshoe Bank Accounts Employment Accreditation Documents Venues Reports Balance Credit Card

Credit card

✓ Valid credit card info (xxxx xxxx xxxx 7768)



[Change card](#)



## Credit card

You currently don't have a credit card associated with Your account.

Sicherer Ein-Klick-Bezahlvorgang mit [link](#) >

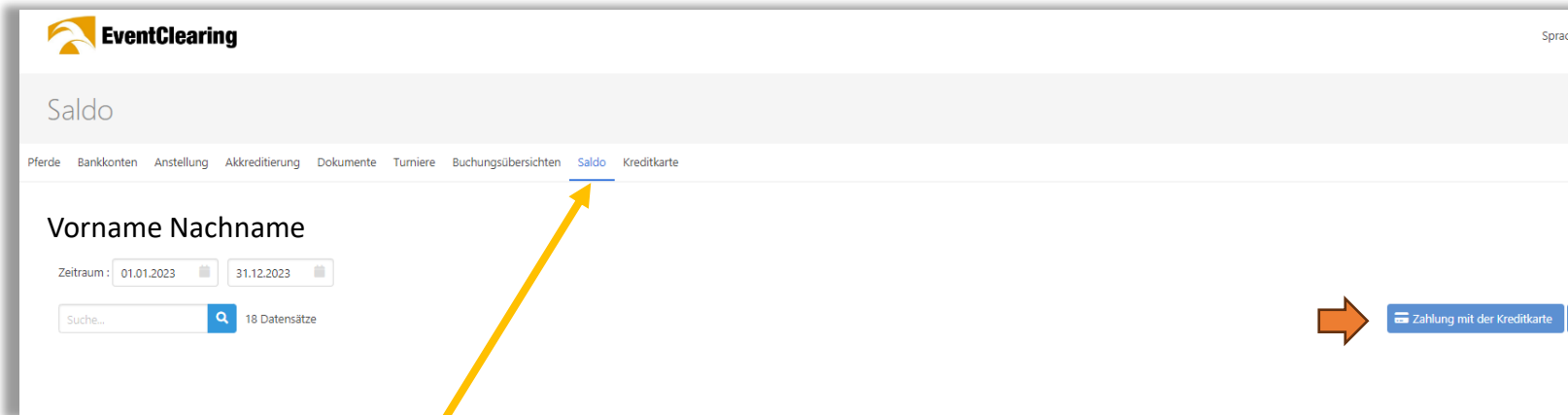
Kartenummer   Ablaufdatum  Prüfziffer  

Land

Mit der Angabe Ihrer Kartendaten erklären Sie sich damit einverstanden, dass EventClearing Service Sà r.l. Ihre Karte für zukünftige Zahlungen gemäß seinen Bedingungen belastet.

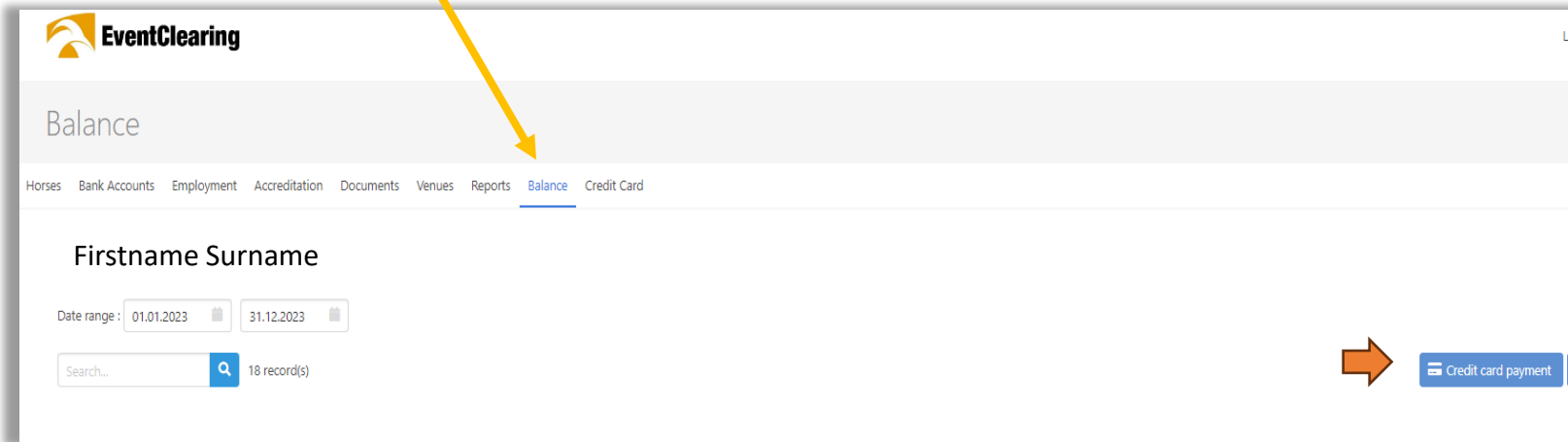
[Add credit card](#)

# Dann zur Bezahlung / afterwards to the payment



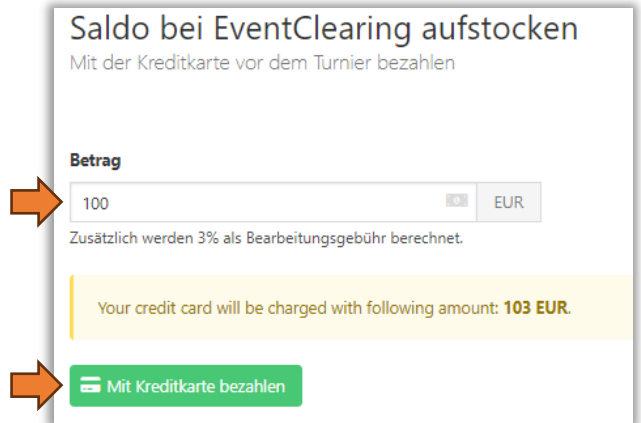
The screenshot shows the 'Saldo' page in the EventClearing user interface. The top navigation bar includes 'Pferde', 'Bankkonten', 'Anstellung', 'Akkreditierung', 'Dokumente', 'Turniere', 'Buchungsübersichten', 'Saldo', and 'Kreditkarte'. The 'Saldo' tab is selected. Below the navigation, there is a form with 'Vorname Nachname' and 'Zeitraum' (01.01.2023 to 31.12.2023). A search bar shows '18 Datensätze'. A blue button labeled 'Zahlung mit der Kreditkarte' is on the right. An orange arrow points from the button to the right, and another orange arrow points from the 'Saldo' tab to the 'Balance' page below.

Hier anklicken  
Click here

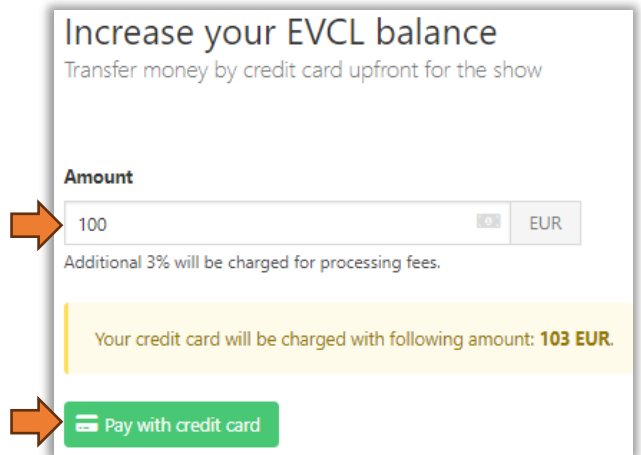


The screenshot shows the 'Balance' page in the EventClearing user interface. The top navigation bar includes 'Horses', 'Bank Accounts', 'Employment', 'Accreditation', 'Documents', 'Venues', 'Reports', 'Balance', and 'Credit Card'. The 'Balance' tab is selected. Below the navigation, there is a form with 'Firstname Surname' and 'Date range' (01.01.2023 to 31.12.2023). A search bar shows '18 record(s)'. A blue button labeled 'Credit card payment' is on the right. An orange arrow points from the button to the right.

01.11.2023



The screenshot shows the payment screen titled 'Saldo bei EventClearing aufstocken'. The subtitle is 'Mit der Kreditkarte vor dem Turnier bezahlen'. There is a form with 'Betrag' (Amount) set to 100 EUR. Below the form, it says 'Zusätzlich werden 3% als Bearbeitungsgebühr berechnet.' A yellow box contains the text 'Your credit card will be charged with following amount: 103 EUR.' A green button labeled 'Mit Kreditkarte bezahlen' is at the bottom. An orange arrow points from the 'Zahlung mit der Kreditkarte' button in the previous screenshot to this screen, and another orange arrow points to the green button.



The screenshot shows the payment screen titled 'Increase your EVCL balance'. The subtitle is 'Transfer money by credit card upfront for the show'. There is a form with 'Amount' set to 100 EUR. Below the form, it says 'Additional 3% will be charged for processing fees.' A yellow box contains the text 'Your credit card will be charged with following amount: 103 EUR.' A green button labeled 'Pay with credit card' is at the bottom. An orange arrow points from the 'Credit card payment' button in the previous screenshot to this screen, and another orange arrow points to the green button.